

TOUCH/SCREEN MARKETING & RESEARCH

Presents



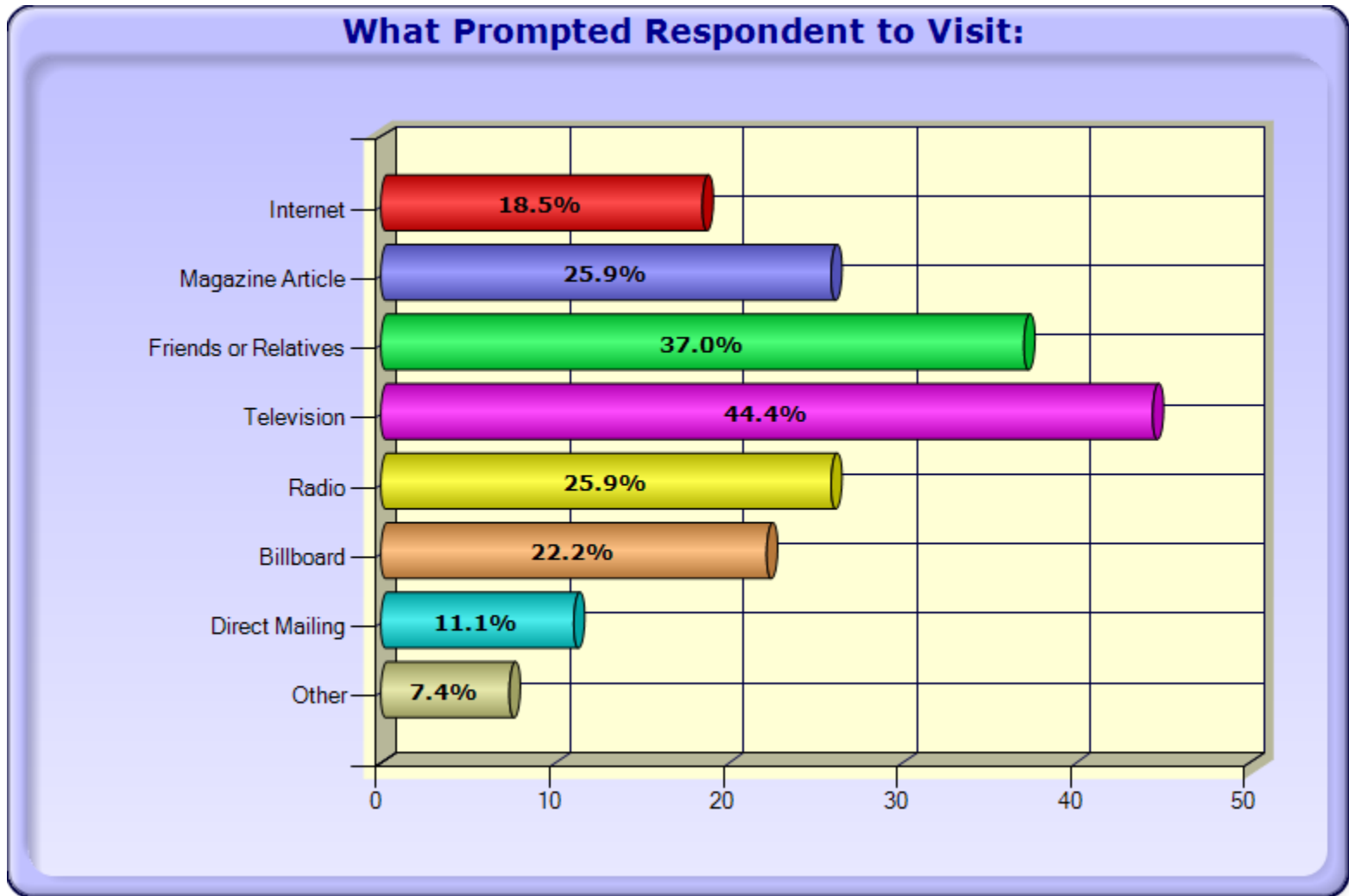
Survey Result Format Options

July 2010

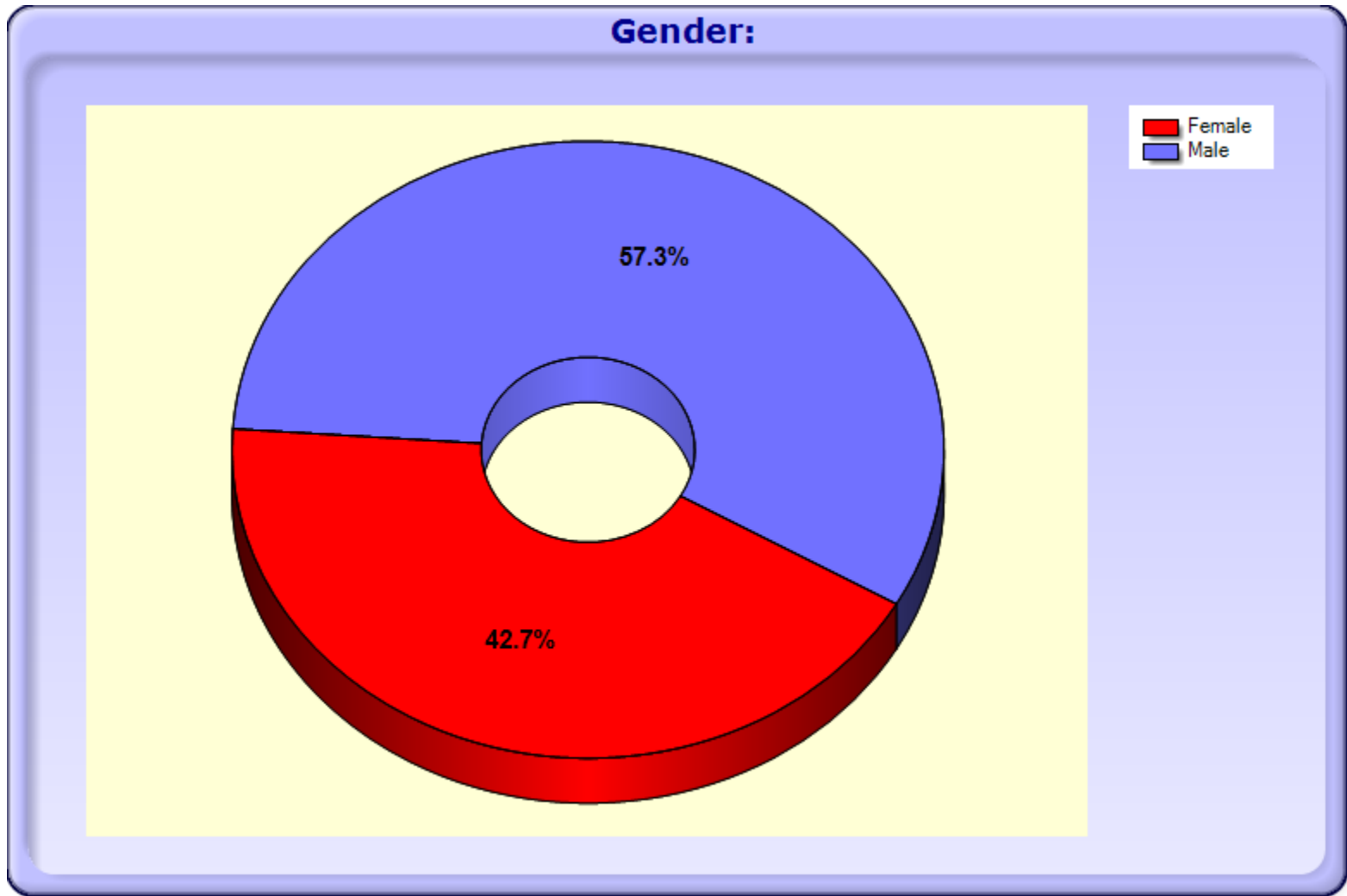
Digivey Survey Result Format Options

	Page No.
1. Several graph options including:	
a. Bar	3
b. Pie	4
c. Column	5
2. Cross tabulation report	6
3. CSV summary spreadsheet formatted in Excel	7
4. Raw data extract - responses expanded into individual columns	8
5. Raw data extract in CSV format compatible with SPSS/Excel	9
6. Individual survey result – Automated printout + scoring	10
7. TSMR Clients using Digivey results in their businesses	11

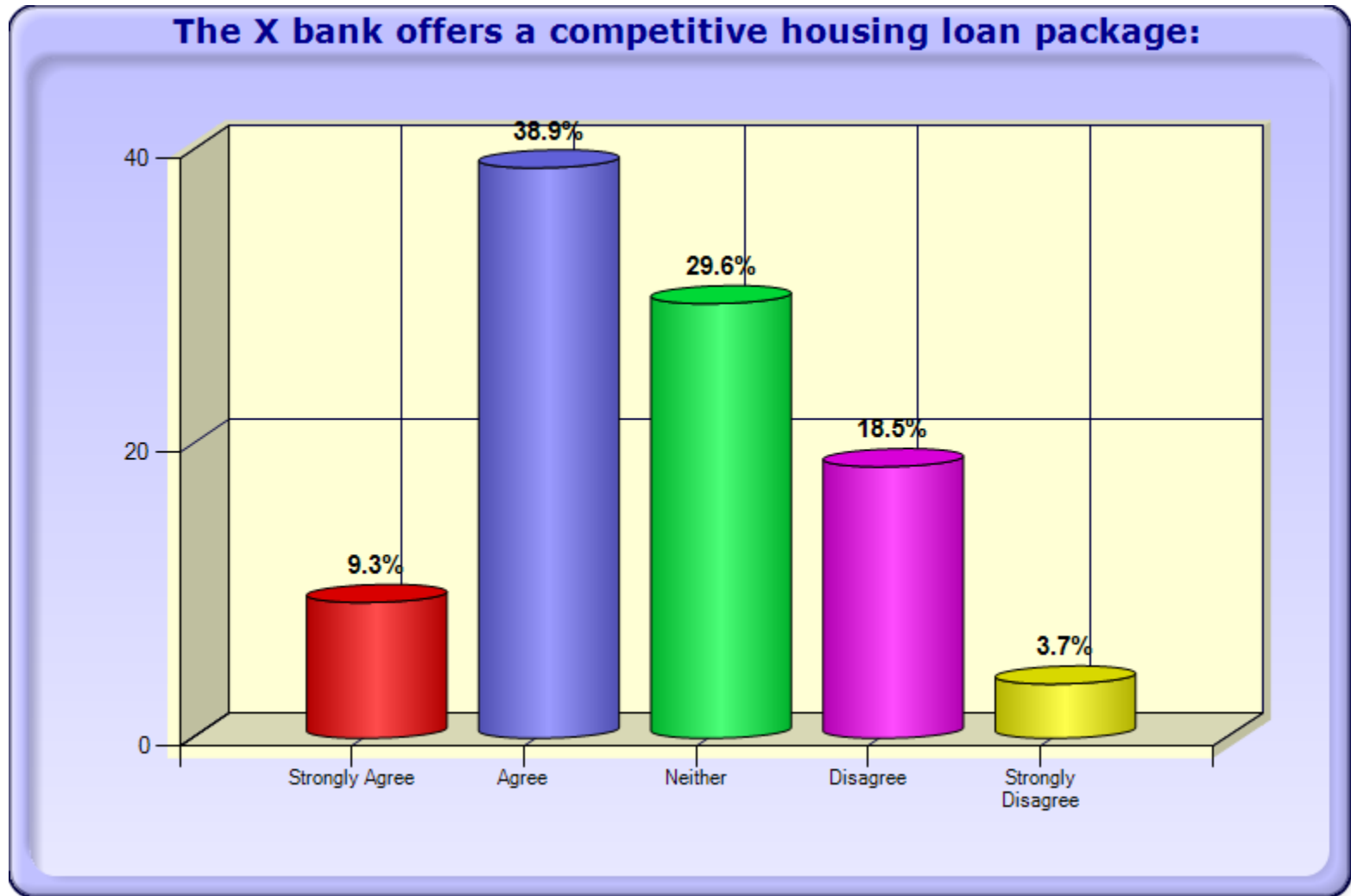
1a. Digivey Standard Graphs - Bar



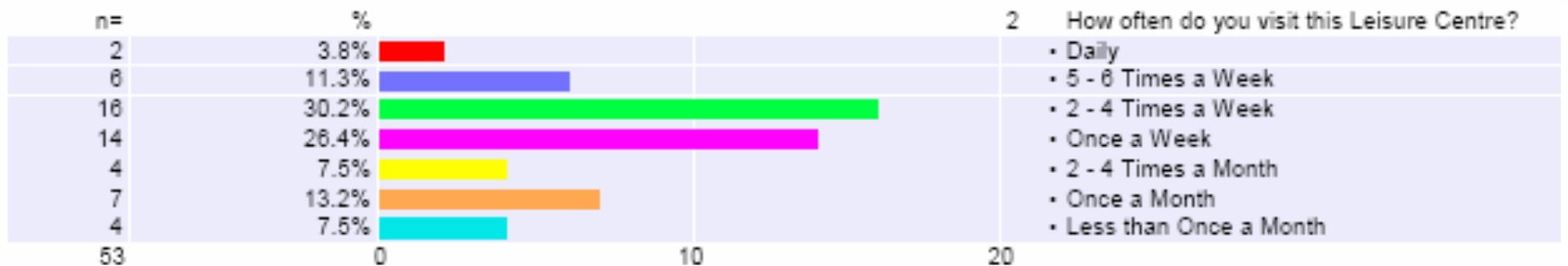
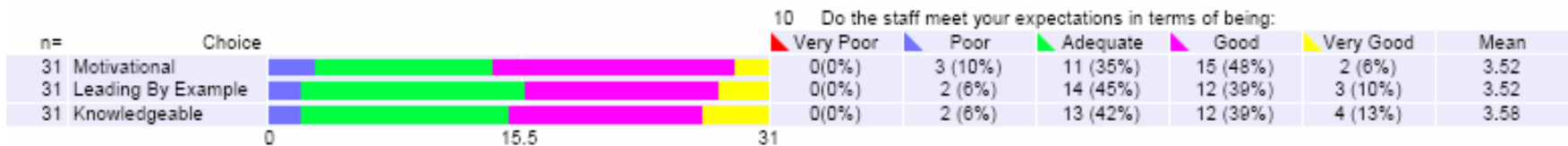
1b. Digivey Standard Graphs - Pie



1c. Digivey Standard Graphs - Column



2. Cross Tabulation Report



Cross tabulation of question 2 with question 12

2 How often do you visit this Leisure Centre?

• Daily

• 5 - 6 Times a Week

• 2 - 4 Times a Week

• Once a Week

• 2 - 4 Times a Month

• Once a Month

• Less than Once a Month

0	0.0%	1	16.7%	1	6.7%	2	14.3%	0	0.0%	1	16.7%	1	25.0%	• Under 18 years
0	0.0%	2	33.3%	2	13.3%	2	14.3%	1	25.0%	3	50.0%	2	50.0%	• 18 - 30 years
1	50.0%	2	33.3%	7	46.7%	5	35.7%	2	50.0%	1	16.7%	1	25.0%	• 31 - 40 years
0	0.0%	1	16.7%	4	26.7%	3	21.4%	1	25.0%	0	0.0%	0	0.0%	• 41 - 50 years
1	50.0%	0	0.0%	1	6.7%	2	14.3%	0	0.0%	1	16.7%	0	0.0%	• 51 - 60 years
0	0.0%	0	0.0%	0	0.0%	0	0.0%	0	0.0%	0	0.0%	0	0.0%	• Over 61 years
2	100.0%	6	100.0%	15	100.0%	14	100.0%	4	100.0%	6	100.0%	4	100.0%	Total

12 Please select your age group:

3. CSV Summary of Results Formatted in Excel

Question 1 Single	Percent	Where respondents reside:
4	5.26%	Christchurch
16	21.05%	Canterbury
4	5.26%	Rest of South Island
13	17.11%	North Island
39	51.32%	Overseas
76	100.00%	Total Answers
Question 2 Single	Percent	Where overseas respondents reside:
0	0.00%	Asia
8	20.51%	Australia
12	30.77%	Europe
5	12.82%	North America
13	33.33%	UK or Ireland
1	2.56%	Other
39	100.00%	Total Answers
Question 3 Multi	Percent	Learnt about Akaroa from:
9	11.84%	Brochures
11	14.47%	Internet
20	26.32%	Travel books
4	5.26%	Visitor Centre
37	48.68%	Word of mouth
11	14.47%	Other
76	100.00%	Total Answers

4. Raw Data Extract –Responses Expanded to Individual Columns

- Multiple choice
- Matrix responses
- Forms
- Sensor array
- Constant sums

Raw Data Extract showing:

- Q7 matrix/opinion grid responses from 3 rows of responses separated into 3 columns
- Q8 multiple choice ranking question with 6 options to be ranked divided into separate columns

Q_007 R_1	Q_007 R_2	Q_007 R_3	Q_008 C_1	Q_008 C_2	Q_008 C_3	Q_008 C_4	Q_008 C_5	Q_008 C_6
3	3	3	6	6	6	6	6	6
5	5	5	1	1	1	1	1	1
3	3	3	2	2	2	2	2	2
4	4	4	2	2	2	2	2	2
4	4	4	6	6	6	6	6	6
3	3	3	4	4	4	4	4	4
4	4	4	1	1	1	1	1	1
3	3	3	2	2	2	2	2	2
3	3	3	5	5	5	5	5	5
3	3	3	2	2	2	2	2	2
4	4	4	1	1	1	1	1	1
4	4	4	2	2	2	2	2	2

5. Raw Data Extract in CSV Format Compatible with SPSS

Unique Identifier	Take Time	Frequency	Activities	Pool Activities	Non-Pool Activities
39849151924	05/02/2009 15:19	2	1;;	;;;;;;14;	999999
39849154245	05/02/2009 15:42	4	1;2;	;2;;;5;;7;8;;;12;;14;	1;;;6;;
39849155926	05/02/2009 15:59	2	1;2;	;2;;;7;;;11;12;;	1;;3;;;;;
39849165831	05/02/2009 16:58	2	1;;	;;;5;;;9;;;;;	999999
39849180437	05/02/2009 18:04	8	1;;	1;;;5;6;;;9;;11;;;14;	999999
39849185734	05/02/2009 18:57	9	1;;	1;;3;;;;9;;;;;	999999
39849190128	05/02/2009 19:01	3	1;;	;;;5;;;;;	999999
39849192659	05/02/2009 19:26	9	1;2;	;;3;5;;;;10;11;;;	1;;;;;7;8;
39849194557	05/02/2009 19:45	5	1;;	1;;;;;	999999
39849202706	05/02/2009 20:27	1	1;2;	;;;5;;;;11;;;14;	1;;;6;7;;
39849205639	05/02/2009 20:56	8	1;;	;;;5;;;9;;;;;	999999
39849214349	05/02/2009 21:43	1	1;;	;;;5;6;;;9;;;12;;	999999
39850061736	06/02/2009 6:17	6	1;;	;;;5;6;;;9;;;;;	999999
39850075114	06/02/2009 7:51	8	1;;	;;3;5;;;;;	999999
39850083238	06/02/2009 8:32	5	1;;	;;3;5;;;;11;;;14;	999999
39850083932	06/02/2009 8:39	3	1;;	;;;5;;;;;	999999
39850100048	06/02/2009 10:00	6	1;2;	;;;5;;;;11;12;;	1;;3;;5;6;;
39850102612	06/02/2009 10:26	3	1;2;	;;;5;;7;;9;;11;12;13;14;	1;;;;;6;;8;

6. Individual Survey Result - Automated Printout + Scoring

The touchscreen PC is connected to a printer and upon completion of each questionnaire a printout of the results is generated. In this instance the excel spreadsheet being printed has formulae set to calculate a number of calculations for the user.

Test 1

	Response	Score
Open a tight or new jar	No Diff	0
Do heavy household chores (e.g. wash walls, wash floors)	Mild Diff	1
Carry a shopping bag or briefcase	Mod Diff	2
Wash your back	Unable	4
Use a knife to cut food	Mild Diff	1
Recreational activities in which you take some force or impact through your arm, shoulder or hand	Mod Diff	2
During the past week, to what extent has your arm, shoulder or hand interfered with your normal social activities	Slightly	1
Limited in your work or other daily activities as a result of your arm, shoulder or hand problem?	Moderately	2
How much pain do you normally have in the Arm, shoulder or hand.	None	0
Tingling (pins and needles) in your arm, shoulder or hand	Moderately	2
During the past week, how much difficulty have you had sleeping because of the pain in your arm, shoulder or hand?	Mod Diff	2
Standard Sub Total = AVG x 25		38.64
Play your usual musical instrument or sport in your normal manner / technique?	Mild Diff	1
Playing your instrument or sport because of arm, shoulder or hand pain?	Mod Diff	2
Playing your instrument or sport as well as you would like?	Sev Diff	3
Spending your usual amount of time practicing or playing your instrument or sport?	Unable	4
Sport Sub Total = AVG x 25		62.50

THE BUSINESS OPPORTUNITIES
AND FRANCHISE EXPO
www.expro.co.nz

TSMR Clients:

Absolutely
POSITIVELY
Wellington
ME HEKE KI PŌNEKE
ELLINGTON CITY COUNCIL



hamilton



Contact Details

TouchScreen Marketing & Research Contact Details:

Rachel Wells
General Manager
TouchScreen Marketing & Research
P O Box 20 243
Bishopdale
Christchurch 8543
Phone (03) 359 3151
Mobile 0274 850030
Email rachel@tsmr.co.nz
Website www.tsmr.co.nz